

# Partners in Crime

# Demographic

- Salt Lake County
  - 1,190,000
  - 17 Cities
  - 18 Storm Water Agencies
  - 18 Code Enforcement Agencies
  - 66 Drinking Water Systems
  - 4 POTW
  - 16 Sewer Districts
  - 7000 On-site wastewater systems
  - 1 Million People



Food  
Protection

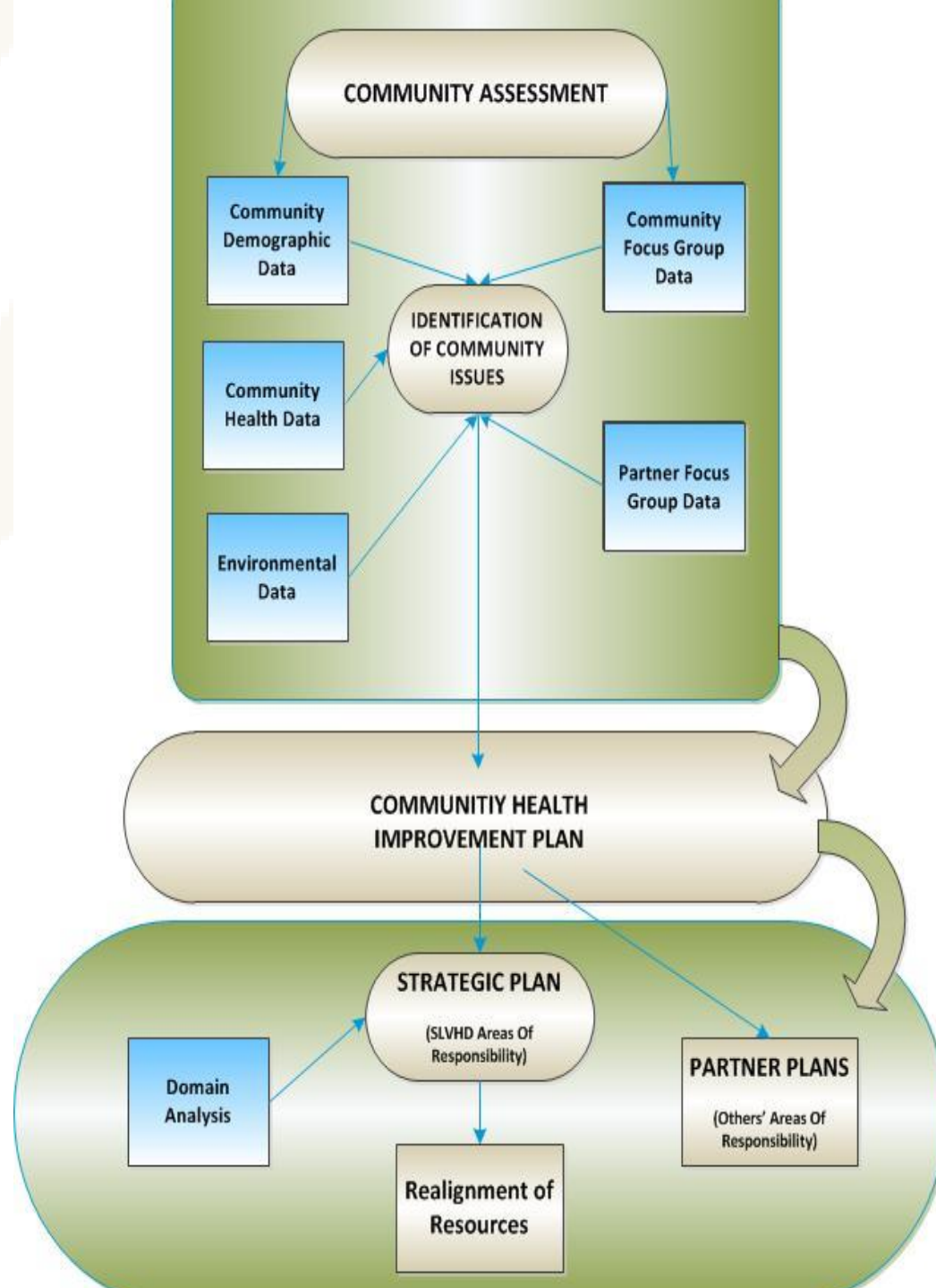
Air  
Quality

Sanitation  
and Safety

Water  
Quality



# Healthy Salt Lake County



# Partnerships

- Healthy Salt Lake County
- Household Hazardous Waste
- Pharmaceuticals
- Stormwater Coalition
- Environmental Crime Taskforce

<http://www.healthysaltlake.org>

The screenshot shows the homepage of the Healthy Salt Lake website. At the top right is a search bar. The main header features the "HEALTHY SALT LAKE" logo in a blue box, with the tagline "A community partnership led by the Salt Lake County Health Department" below it. To the right of the logo are silhouettes of people engaged in various activities: walking, cycling, skiing, using a wheelchair, hiking, and running. Below the header is a navigation menu with four items: "County Health Data", "What We're Doing", "Join Us", and "Resources". The main content area starts with a banner image of a city skyline with mountains in the background, overlaid with the text "Welcome to Healthy Salt Lake!". Below this is a call to action: "Use this site to find the latest health data about Salt Lake County." Three circular icons represent the main sections: "Explore Health Data" (a bar chart and pie chart), "What We're Doing" (a checklist), and "Join Us" (a group of people). A light blue box contains the text: "We invite all organizations in Salt Lake County committed to advancing health and wellness for individuals, families, communities, and the environment to join us." The footer section, titled "Partners:", displays logos for Healthy Smoky, Intermountain Healthcare, Public Health (The University of Utah), University of Utah Health Care (University Neuropsychiatric Institute), Canyons School District, Salt Lake County Health Department, and CHC Community Health Centers, Inc. The bottom-most footer contains the text "About Us • FAQ" and a small disclaimer: "By using this service, you accept our Terms of Use. Please read them. Powered by Healthy Communities Institute. Copyright © 2016. All rights reserved."





A community partnership led by the Salt Lake County Health Department



[County Health Data](#)

[What We're Doing](#)

[Join Us](#)

[Resources](#)

## Priority Issue: **Water Quality**

The Water Workgroup is dedicated to the management, protections, control, regulation, use, and enhancement of water systems in Salt Lake County in concert with all partners.

### Vision

The vision is to have a water secure county.

### Mission

Our mission is to advance governance and management of water resources for a sustainable future. This will ensure there is enough water to support social development, sustainable and inclusive growth, and ecosystems.

**Why is this a priority?**  
Surface and ground water quality applies to both drinking water and recreational waters. Contamination by infectious agents or chemicals can cause mild to severe illness. Protecting water sources and minimizing exposure to contaminated water sources are important parts of environmental health.

**Goal 1: Decrease chemical, human, and animal waste contamination in Salt Lake County water source.**

**Goal 3: Increase access to pharmaceutical disposal.**

**Goal 2: Coordinate education, training, and outreach to businesses to decrease impact on surface and ground water.**

**Goal 4: Influence planning, policy, regulations, and future development to protect water quality and quantity.**

# HEALTHY SALT LAKE

A community partnership led by the Salt Lake County Health Department



County Health Data

What We're Doing

Join Us

Resources



**Health Dashboard**  
View all the health, social, and economic indicators that can be found on this site.



**Community Profiles**  
Use this break out of the Health Dashboard to analyze regions in Salt Lake County.



**Healthy People 2020**  
See which Healthy People 2020 target indicators and objectives Salt Lake County meets.



**Health Disparities**  
Research health disparities that exist in Salt Lake County by age, gender, race, and ethnicity.



**Demographics**  
Learn about the demographics of Salt Lake County.



**Compare Indicators**  
Create a report that compares indicators or locations.



**SocioNeeds Index**  
See which areas of Salt Lake County have the greatest needs.



**Topic Center**  
Lookup indicators and resources for specific topics.

[About Us](#) • [FAQ](#)

By using this service, you accept our [Terms of Use](#). Please read them. Powered by Healthy Communities Institute. Copyright © 2016. All rights reserved.

# HEALTHY SALT LAKE

A community partnership led by the Salt Lake County Health Department



County Health Data

What We're Doing

Join Us

Resources

[Home](#) > [Community Dashboard](#)

## Community Dashboard

Location Type:  Location:

Breakout By:  Order By:

The region location type is based on the Utah Department of Health's [small statistical areas](#), which do not line up exactly with city boundaries. PDFs of a [map](#) and a [zip code](#) break down are available.

Indicators for County: Salt Lake

[View the Legend](#)

### + Health

#### Access to Health Services

Adults Unable to Afford to See a Doctor <a href="#">MAP</a>	Comparison: UT Counties	
Adults with a Usual Source of Health Care <a href="#">MAP</a>	Comparison: UT Counties	
Adults with Health Insurance <a href="#">MAP</a>	Comparison: U.S. Counties	
Children with Health Insurance <a href="#">MAP</a>	Comparison: U.S. Counties	
Non-Physician Primary Care Provider Rate <a href="#">NEW</a> <a href="#">MAP</a>	Comparison: U.S. Counties	
Preventable Hospital Stays <a href="#">NEW</a> <a href="#">MAP</a>	Comparison: U.S. Counties	
Primary Care Provider Rate <a href="#">NEW</a> <a href="#">MAP</a>	Comparison: U.S. Counties	

#### Cancer

Age-Adjusted Death Rate due to Breast Cancer <a href="#">MAP</a>	Comparison: U.S. Counties	
Age-Adjusted Death Rate due to Cancer <a href="#">MAP</a>	Comparison: U.S. Counties	
Age-Adjusted Death Rate due to Colorectal Cancer <a href="#">MAP</a>	Comparison: U.S. Counties	
Age-Adjusted Death Rate due to Lung Cancer <a href="#">MAP</a>	Comparison: U.S. Counties	
Age-Adjusted Death Rate due to Prostate Cancer <a href="#">MAP</a>	Comparison: U.S. Counties	
All Cancer Incidence Rate <a href="#">MAP</a>	Comparison: U.S. Counties	
Breast Cancer Incidence Rate <a href="#">MAP</a>	Comparison: U.S. Counties	
Cervical Cancer Incidence Rate <a href="#">MAP</a>	Comparison: U.S. Counties	
Colon Cancer Screening <a href="#">MAP</a>	Comparison: UT Counties	

# Household Hazardous Waste

# HHW History

1994 Collection Event Household Chemicals

# HHW History

2016

- 2 Processing Facilities HHW and CESQG waste
- 18 Collection Event Household Chemicals, Electronics, Pharmaceuticals
- 2 ABOP's (Antifreeze, Batteries, Oil, Paint)
- 19 Fluorescent light tubes collection points
- 26 Pharmaceutical Drop off



# 2015 Household Hazardous Waste Annual Report

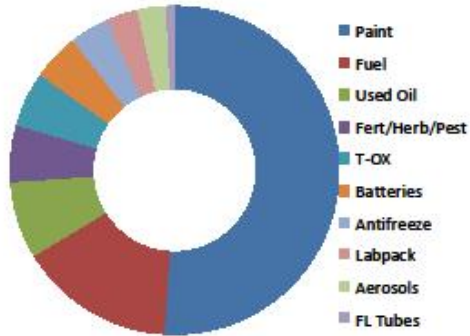
**2,796,987** lbs collected

**23%** collected at:

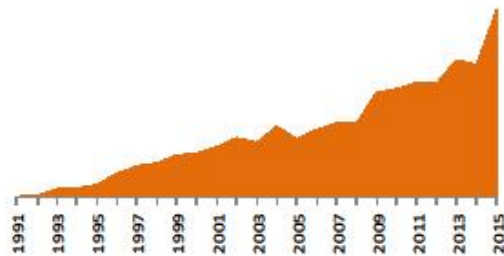
1,420,442 lbs chemicals

1,376,545.00 lbs ewaste

### 2015 Chemicals Received



Pounds per year 1991-2015



community ABOPS and collection events



**42%** accepted/processed at:

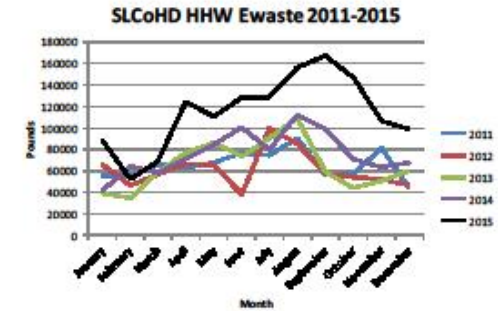


- ⇒ 13,505 residents were served.
- ⇒ \$112 per person per visit.
- ⇒ Total operating and personal expenses were \$1,514,790 costing the Health Department \$0.54 per pound.

**21%** (263,643 lbs) of chemicals were recycled or reused by contractors or local partners.



**51%** increase of ewaste



Salt Lake County Health Department  
Thanks:



For paying \$200,871 to recycle residential ewaste.



# Pharmaceuticals

# Utah's Overdose Epidemic

- Utah has the **5<sup>th</sup> highest rate** of drug overdose deaths in the U.S.



# Utah's Overdose Epidemic

- Utah has the 5<sup>th</sup> highest rate of drug overdose deaths in the U.S.
- Drug poisoning deaths are the **leading cause of injury related death** in Utah (*greater than deaths due to firearm, deaths due to fall, and deaths due to motor vehicle crash*)

# Utah's Overdose Epidemic

- Utah has the **5<sup>th</sup> highest rate** of drug overdose deaths in the U.S.
- Drug poisoning deaths are the **leading cause of injury related death** in Utah (*greater than deaths due to firearm, deaths due to fall, and deaths due to motor vehicle crash*)
- **Prescription pain medications** are most responsible for overdose deaths in Utah

# Utah's Overdose Epidemic

- Utah has the **5<sup>th</sup> highest rate** of drug overdose deaths in the U.S.
- Drug poisoning deaths are the **leading cause of injury related death** in Utah (*greater than deaths due to firearm, deaths due to fall, and deaths due to motor vehicle crash*)
- **Prescription pain medications** are most responsible for overdose deaths in Utah
- Drug death **rates in Salt Lake County** are higher than the state and national averages.

# Additional Risks of Prescription Medication:



(accidental poisonings)



(water quality concerns)



(theft)

# Permanent Disposal Sites in SLCo:



# Pharmaceutical Drop Boxes

- West Valley Public Safety Building
- Millcreek
- West Valley - West Sub Station
- Murray City Police Station
- Riverton City UPD Precinct
- Salt Lake
- Magna Sheriff Substation
- Taylorsville Police Department
- Midvale Police Department
- Cottonwood Heights Sheriff
- Salt Lake City Pioneer Precinct
- Herriman Sheriff Substation
- Sandy City Police Department
- Holladay Sheriff Substation
- South Salt Lake Police Station
- Kearns Sheriff Substation
- South Jordan Police Station

# Intermountain Health Care

- Cottonwood Pharmacy
- Salt Lake Clinic Pharmacy
- Intermountain Medical
- Center Pharmacy
- Sandy Clinic Pharmacy
- Southridge Pharmacy
- Taylorsville Clinic
- LDS Outpatient Pharmacy
- 8th Avenue & C Street
- Memorial Clinic Pharmacy
- Primary Children's Hospital



# “Utah Community Level Prescription Drug Overdose Prevention and Intervention Grant”



## Utah Clinical Guidelines on Prescribing Opioids for Treatment of Pain

Utah Department of Health  
2009

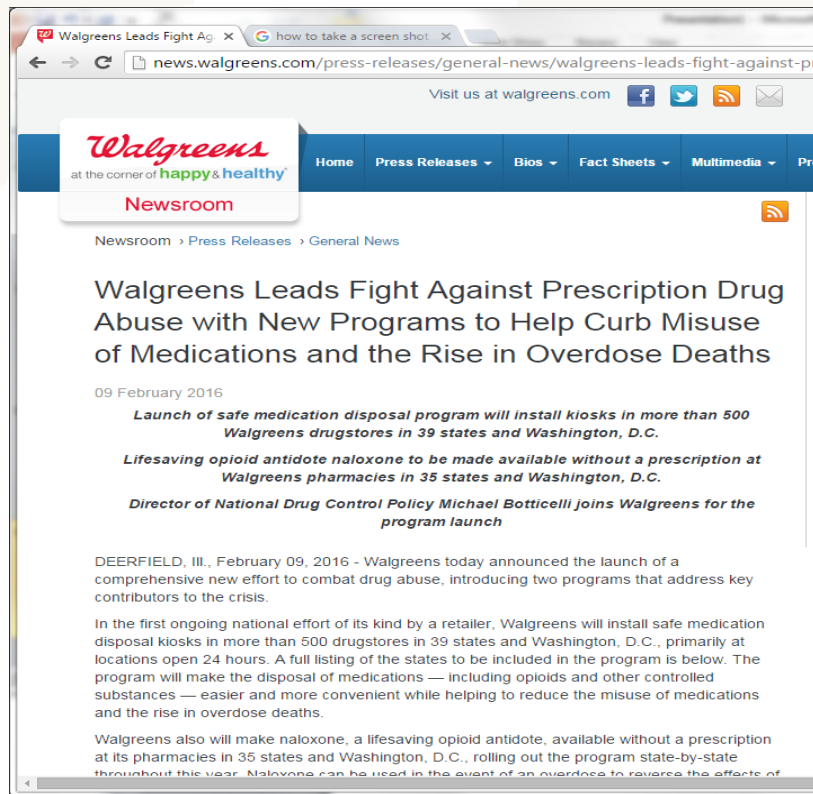
David N. Sundwall, MD  
Executive Director

Robert T. Roffs, MD, MPH  
State Epidemiologist

Erin Johnson, MPH  
Program Manager



# Utah included in Walgreens “Safe Medication Disposal Kiosk Program” and “Naloxone Program”



# Exploring Other Avenues of Disposal:





Search

x: Tokyo, Japan

[Get Directions](#) [History](#)

We couldn't understand this location.

Places

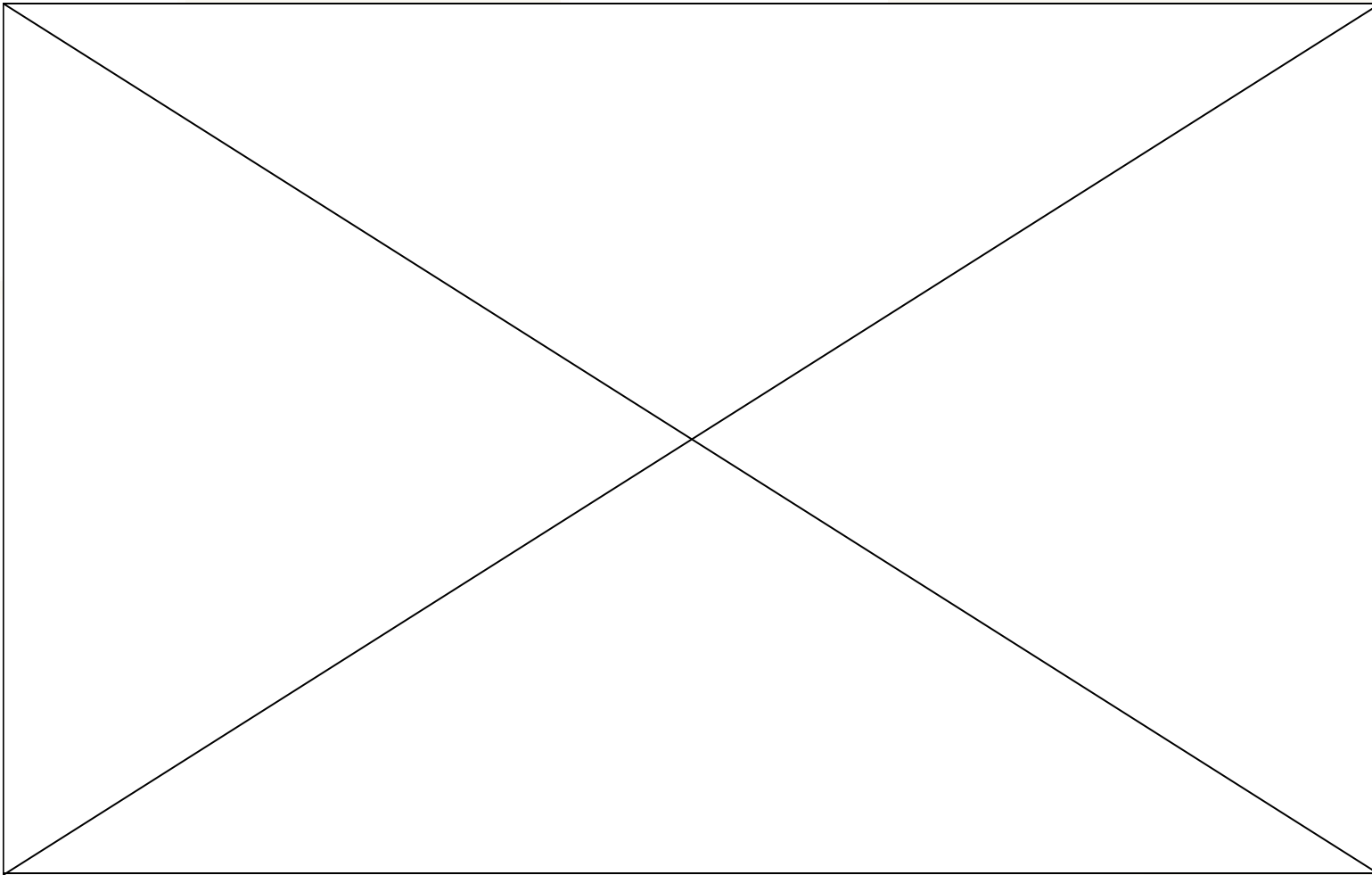
- My Places
  - Sightseeing Tour
    - Make sure 3D Buildings layer is checked
    - A 5632 S 900 E (16307)
    - B 3555 W 3500 S (12926)
    - C 1350 S Foothill Dr (12840)
    - D 4530 S Highland Drive (12326)
    - E 2040 S 2300 E (12313)
    - F 7859 S 3200 W (11411)
    - G 2029 E 7000 S (10947)
  - Temporary Places





Stormwater Coalition

# We all Live Down Stream





# Salt Lake County Stormwater Coalition



# 7<sup>th</sup> Annual Water Fair at Hogle Zoo

2013

2,000 4<sup>th</sup> grade students

300 adult chaperones

2014,

3,200 students

500 adult

5,200 guests



# MS4 NPDES





# Stormwater Pollution Prevention Outreach

- CONSTRUCTION DEVELOPMENT
- PROCESSORS
- Scrap Metal
- AUTO
- RESIDENTAL -SERVICES (DIY)
- DUMPSTER OVERFLOW-DUMPSTER JUICE
- SOURCE PROTECTION
- SPECIAL EVENTS
- STORMWATER

# Environmental Crime Taskforce

“Reduce the incidence of environmental pollution in Salt Lake County by using enhanced criminal and civil enforcement made possible through public and agency awareness and training.”

# Task Force Participants



- Storm Water Agencies
- Municipal Public Works
- Police, Sheriff
- Code Enforcement
- County Flood Control
- Municipal Attorneys and Prosecutors
- Utah Department of Agriculture & Food
- Local Planning and Zoning
- Utah Division of Occupational Licenses
- Utah Adult Protective Services



# Enforcement Options

- Permitted Facilities
  - Follow-up Inspection
  - Informal Meeting
  - Immediate Compliance Orders
    - Suspension
    - Revocation
- Regulation, no permit
  - Warning Letters
  - Notice of Violation (Order)
  - Close Property
  - Court Orders
- CRIMINAL
  - Class B Misdemeanors
  - Felonies

# Examples of Environmental Crimes

- Concrete Wastewater Discharge
- Carpet Cleaners Discharge
- Restaurant Grease & Wastewater
- Auto Shops (Cleaning wastewater)
- Oil Lube Businesses
- Chemical Applicators





# Common Notices of Violation (NOVs)

- Concrete
- Carpet Cleaners
- Restaurant Grease & Wastewater
- Auto Shops (Cleaning wastewater)
- Oil Lube Businesses
- Chemical Applicators

# Liquid Waste Haulers



Unlawful Discharge  
Human Waste into  
Field









Owner of a Salt Lake sewage company explains why he dum.mov

# Plea Deal



- Two 3rd Degree Felonies
- Penalty of \$9,941
- Prepare Pollution Prevention Plan

# Updated permit requirements: “Liquid waste hauler” bonding/insurance

- Used oil haulers must have “pollution liability” coverage
- All haulers must have “commercial general liability” and “commercial auto liability”
- All except used oil haulers must have financial assurance (a.k.a. bond)



# Mercury Response and Risks



- Response
- Violation of Hazardous Waste Laws (Criminal)
- Exposure





# Grease Trap Over Flows





# Restaurant Grease Discharge



# Processing Facilities & Landfills





# Carpet Cleaner Code Enforcement



# Permitting addition: “Mobile cleaners”



- Issues with mobile cleaners
  - Discharges: wastewater and other
  - Ground and surface water contamination





# Taylorville Waste Discharge

**Penalty**



**Pollution Prevention Plan**





# Environmental Crimes Training

## Protecting our environment through education & enforcement



*Salt Lake County Environmental Crimes Task Force  
and our partner agencies throughout the county*

# Environmental Crimes Participants

- District Attorneys
- Health Department
- Municipal Code Enforcement
- Fire
- Police
- DCFS
- Division Wildlife Resources
- Department of Corrections
- Flood Control
- Water Reclamation Facility
- Department Agriculture and Food
- Division Occupational Professional Licensing
- DEQ
- Storm Water
- U.S. Air Force Criminal Investigations
- Division Forestry, Fire, and State Lands
- U of U Environmental Health
- OSHA

# What to do if you see a discharge?

- Take Photos
- Stop Discharge if possible
- Take Photos
- Get License Plate Number
- Take Photos
- Name of Individual or Business
- Take Photos
- Call ER Line (801) 580-6681
- Take Photos
- Document Observations

	2010	2011	2012	2013	2014	2015
D.A. Assigned Cases	17	124	125	215	242	237
Environmental Felony Crimes	0	0	4	0	5	8
Environmental Class A Misdemeanor Crimes	0	0	0	5	3	5
Environmental Class B Misdemeanor Crimes	0	0	3	3	8	13
Pending Criminal Actions						4
Health Department Daytime Call-Outs	166	152	157	133	195	156
Health Department After Hours Call-Outs	67	76	68	68	91	76
Health Department After Hours Consults	150	139	117	117	155	137
Meth Closures	89	123	167	177	242	176
Health Department Notices of Violation	23	29	24	19	16	34
NOV Penalty	\$59,893	\$127,262	\$71,928	\$47,263	\$28,799	\$141,524
Penalty Held in Abeyance	\$8,833	\$39,076	\$18,660	\$3,166	\$3832.00	\$18,694
Trainings				35	35	30

# Unitech EPA & Salt Lake County Investigator

- HVAC Fabricating Company
  - POTW Discharge Permit
- Monthly Wastewater Sampling
- Improper Sampling/No Sampling
- Falsified e-mails, results, documents, and electronic signatures
- Result:
  - 5—Felony Counts
  - Plea to one Felony & 3 Class “A”
  - External Sampling Port
- Central Valley Sewer—Notice of Violation



# Multi-county task force



# Public Awareness

- Nights Out Against Crime
- Watershed Symposium
- Community Meetings
- IMC
- Fashion Place Mall
- University of Utah Law School
- Looping DVD



Teresa Gray, LEHS  
Bureau Manager, Water Quality and Hazardous Waste  
Salt Lake County Health Department Waste

[tgray@slco.org](mailto:tgray@slco.org)

Phone 385-468-3903







# What Next?



# Permitting addition: “Scrap metal processing facilities”

- Issues related to scrap metal processors
  - Physical hazards to people and vehicles
  - Hazardous waste generation potential
  - Discharges of auto and other fluids
  - Ground and surface water contamination



EQAC 9-10-14



© 2014 Microsoft Corporation. All rights reserved. Microsoft, Windows, and Windows 7 are either registered trademarks or trademarks of Microsoft Corporation in the United States and/or other countries.









